

Tangrams




Tangram is a set of seven simple geometric shapes that can be arranged to create many fun and beautiful images.

WE WILL NEED THESE MATERIALS



Draw hatching lines on our tangram using sign pens to make them colorful. Give a different color to each individual shape. Don't forget to color on both sides.



Before we start playing, we need to know two important rules of tangram - while making images with tangram the shapes must not overlap with each other; and all 7 shapes must be used.



CAN YOU ARRANGE THESE 7 SHAPES TO FORM A LARGE SQUARE?

**WE HAVE SOME MORE PUZZLES FOR YOU.
CAN YOU ARRANGE YOUR TANGRAM TO CREATE THESE SHAPES?**





DO YOU KNOW, IT'S EQUALLY FUN TO
CREATE YOUR OWN IMAGES FROM
TANGRAMS? CAN YOU CREATE THESE
IMAGES USING YOUR IMAGINATION?



MAN, DOG, CANDLE

Don't worry about being right or wrong here. There are more than one correct ways to do this.

Share your images with your friends and compare them. How are they different? What similarities did you find?

WHAT OTHER IMAGES DO YOU WANT TO CREATE?
IT DOESN'T HAVE TO BE A REAL THING. YOU CAN MAKE THINGS OUT OF
YOUR IMAGINATION, OR FROM FICTION TOO.

THESE SAMPLE IMAGES WILL HELP YOU GET IDEAS.



HERE ARE MORE THINGS TO TRY

- Give a name to the images you created and tell a brief story about them.
- Trace the outline of your tangram images.
 - » Exchange with friends and solve puzzles
 - » Sketch on the outline to make a more complex, realistic drawing of the same image.

Think like a mathematician

All the images made using tangrams are all of equal area. Do you agree with this statement? Why?

Think like a designer

How can basic geometric shapes be used to create more detailed designs?

Reflection

Complete these sentences:

I used to think _____

and I now think _____

As you played with the tangrams, what ideas worked for you to create the images?