

## LESSON 3

# HOW TO USE SEARCH ENGINES

WHEN MOST PEOPLE USE A GOOGLE SEARCH THEY JUST TYPE SOME WORDS IN THE SEARCH BOX AND HIT 'SEARCH'.

In most cases, simply putting the word in the search box and hitting the search button is enough. But there are many cool and easy ways to do a more advanced search. We will explore a few techniques which can be used to get the information we actually need.

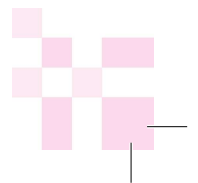
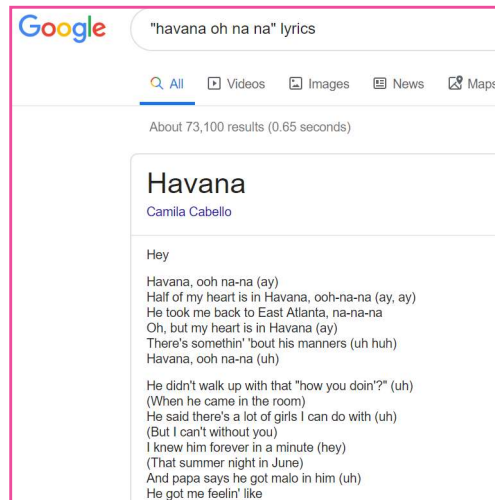
## GOOGLE

HOW DO I SEARCH ON GOOGLE



### 1. USE QUOTES TO SEARCH FOR AN EXACT PHRASE


Isn't it annoying when you have a song stuck in your head but you only remember one line from the song. You really want to find out what that song is but you don't know the title of the song or the name of the artist. Well if you put the line that's stuck in your head within quotation marks, Google can help you find the song easily. If you just put in **havana ooh na na** without the double quotes then you would also get back search results that might be about the city of Havana in Cuba. By using the double quotes **"havana ooh na na"** you are searching for the exact phrase, so you only get back the song lyrics.



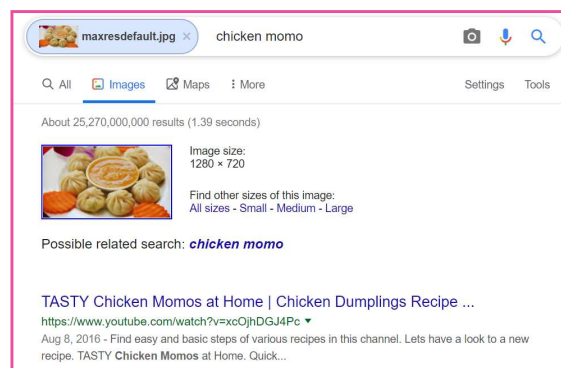
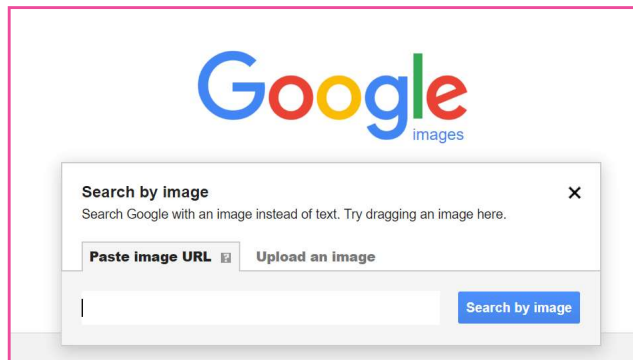
## 2. REVERSE IMAGE SEARCH

You are visiting Kathmandu with your family. You try a dish that is famous and found everywhere in Kathmandu but forgot what it is called. Fortunately you took a picture of the dish before you ate it. Let's use that picture to find the name of the dish

To do that you have to go to **images.google.com** and click on the camera icon.



You can either paste the URL of the picture or upload a picture you already have.



When you upload the picture , the reverse image search shows you the name of the dish. You can use reverse search to find information about things you see just by taking a photo of it.

This is also important because it allows us to verify false or wrong images. The designers for the Visit Nepal 2020 campaign used this beautiful image of a young monk to promote Nepali tourism. Later, it turned out that it was actually a photo from Thailand.

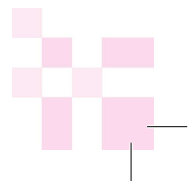
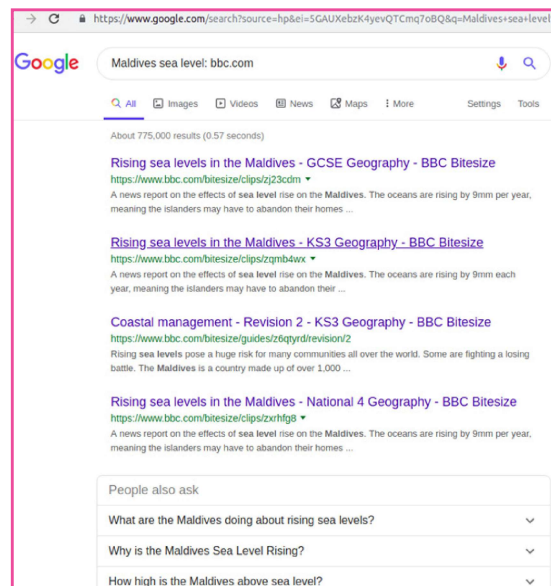
This embarrassed the Government of Nepal and the designers. If the designers or government officials had used reverse image search, they would have caught this mistake before they made it. Reverse image search is really useful in cases like this, but also to make sure that false information is not being spread.



Source: [www.shutterstock.com](http://www.shutterstock.com)

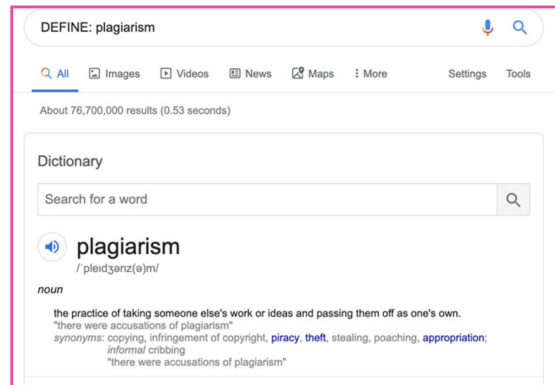
### 3. SEARCH WEBSITES FOR KEYWORDS

Have you heard about how climate change is affecting countries like Maldives? How the sea level is rising every year and the country might drown? Let's say you want to know what's being said about this in the news. If you want to see what has been written in BBC about the rising sea level in the Maldives you can type "Maldives sea level: bbc.com" You can use this trick for any other keyword and website by just replacing Maldives sea level and the website name. Using this trick you can see all the information one website has about one specific topic.



#### 4. USE DEFINE: TO LEARN THE MEANING OF WORDS

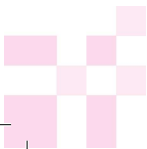
When you come across a new word you don't know the meaning of, a simple Google search can help you with that as well. Use DEFINE: plagiarism and this will give you the definition of the word plagiarism. If you click on "more definitions and word origin" you can even find other interesting information about the word.



### • CHALLENGES •

- Can you find the song and the artist that sang this song based on this line in the lyrics? "Every move you make, every single day"
- Type in a lyric that's stuck in your head in double quotes and see what comes up. Do the same without double quotes. Is there any difference?
- Take a picture of a random item that you can find in your house. What kind of information did you find using the reverse image search?
- Take a photo of your pet and do a reverse image search. What does it show up?
- Can you find out what is being said in www.cnn.com about Colombo?
- Can you find different definitions of the word "Woke"
- Search for your name and your parents' name on Google? What results do you get? Do you get any different results when you
  - » Put your and your parents' names in double quotes
  - » Put your country's name behind your parents' name
  - » Put the name of the organization your parents' work in behind their names
  - » Put the school's name behind your name

Write all your observations in your journal.



## Lesson Review

### In this lesson you learned

- There are easy ways to do a more advanced Google search.
- When you put the keywords within quotation marks, you get specific results only with those keywords.
- Reverse image search is important in verifying false images or getting information when you only have an image.
- Searching websites for keywords is useful when you want to look at credible sources for particular information.
- The define function is helpful in learning new words and their uses.

### SOME NEW VOCABULARY FROM THIS LESSON

## ADVANCED SEARCH

URL      QUOTATION MARKS

PLAGIARISM      KEYWORDS

## REVERSE IMAGE SEARCH

### ? JOURNAL QUESTIONS

- What kind of information did you manage to dig up using the advanced search on Google?
- Can you find other cool tricks on Google to help you search for information better?

